

# A Model-Driven Approach for Evaluating Traceability Information

Hendrik Bänder

itemis AG,  
Bonn, Germany  
Email: buender@itemis.de

Christoph Rieger, Herbert Kuchen

ERCIS, University of Münster,  
Münster, Germany  
Email: {c.rieger,kuchen}@uni-muenster.de

**Abstract**—A traceability information model (TIM), in terms of requirement traceability, describes the relation of all artifacts that specify, implement, test, or document a software system. Creating and maintaining these models takes a lot of effort, but the inherent information on project progress and quality is seldom utilized. This paper introduces a domain-specific language (DSL) based approach to leverage this information by specifying and evaluating company- or project-specific analyses. The capabilities of the Traceability Analysis Language (TAL) are shown by defining coverage, impact and consistency analysis for a model according to the Automotive Software Process Improvement and Capability Determination (A-SPICE) standard. Every analysis is defined as a rule expression that compares a customizable metric's value (aggregated from the TIM) against an individual threshold. The focus of the Traceability Analysis Language is to make the definition and execution of information aggregation and evaluation from a TIM configurable and thereby allow users to define their own analyses based on their regulatory, project-specific, or individual needs. The paper elaborates analysis use cases within the automotive industry and reports on first experiences from using it.

**Keywords**—Traceability; Domain-Specific Language; Software Metrics; Model-driven Software Development; Xtent.

## I. INTRODUCTION

Traceability is the ability to describe and follow an artifact and all its linked artifacts through its whole life in forward and backward direction [1]. Although many companies create traceability information models for their software development activities either because they are obligated by regulations [2] or because it is prescribed by process maturity models, there is a lack of support for the analysis of such models [3].

On the one hand, recent research describes how to define and query traceability information models [4][5]. This is an essential prerequisite for retrieving specific trace information from a Traceability Information Model (TIM). However, far too little attention has been paid to taking advantage of further processing the gathered trace information. In particular, information retrieved from a TIM can be aggregated in order to support software development and project management activities with a real-time overview of the state of development.

On the other hand, research has been done on defining relevant metrics for TIMs [6], but the data collection process is non-configurable. As a result, potential analyses are limited to predefined questions and cannot provide comprehensive answers to ad hoc or recurring information needs. For example, projects using an iterative software development approach might be interested in the achievement of objectives within each development phase, whereas other projects might focus on a

comprehensive documentation along the process of creating and modifying software artifacts.

The approach presented in this paper fills the gap between both areas by introducing the Traceability Analysis Language. By defining coverage, impact and consistency analyses for a model based on the Automotive Software Process Improvement and Capability Determination (A-SPICE) standard use cases for the Traceability Analysis Language (TAL) features are exemplified. Analyses are specified as rule expressions that compare individual metrics to specified thresholds. The underlying metrics values are computed by evaluating metrics expressions that offer functionalities to aggregate results of a query statement. The TAL comes with an interpreter implementation for each part of the language, so that rule, metric, and query expressions cannot only be defined, but can also be executed against a traceability information model. More specifically, the analysis language is based on a traceability meta model defining the abstract artifact types that are relevant within the development process. All TAL expressions therefore target the structural characteristics of the TIM.

The contributions of this paper are threefold: first, we provide a domain-specific Traceability Analysis Language to define rules, metrics, and queries in a fully configurable and integrated way. Second, we demonstrate the feasibility of our work with a prototypical interpreter implementation for real-time evaluation of those trace analyses. In addition, we illustrate the TAL's capabilities in the context of the A-SPICE standard and report on first experiences from real-world projects in the automotive sector.

Having discussed related work in Section II, Section III presents the capabilities of the TAL by exemplifying impact, coverage, and consistency analyses, as well as the respective rule, metrics, and query features for retrieving information from the TIM in an automotive context. In Section IV, the language, our prototypical implementation, and first usage experiences are discussed before the paper concludes in Section V.

## II. RELATED WORK

Requirements traceability is essential for the verification of the progress and completeness of a software implementation [7]. While, e.g., in the aviation or medical industry traceability is prescribed by law [2], there are also process maturity models requesting a certain level of traceability [8].

Traceable artifacts such as *Software Requirement*, *Software Unit*, or *Test Specification*, and the links between those such as *details*, *implements*, and *tests* constitute the TIM [9]. Retrieving traceability information and establishing a TIM is beyond the

scope of this paper and approaches for standardization such as [10] have already been researched.

In contrast to the high effort that is made to create and maintain a TIM, only a fraction of practitioners takes advantage of the inherent information [2]. However, Rempel and Mäder (2015) have shown that the number of related requirements or the average distance between related requirements have a positive correlation with the number of defects associated with this requirement. Traceability models not only ease maintenance tasks and the evolution of software systems [11] but can also support analyses in diverse fields of software engineering such as development practices, product quality, or productivity [12]. In addition, other model-driven domains, such as variability management in software product lines, benefit from traceability information [13].

Due to the lack of sophisticated tool support, these opportunities are often missed [3]. On the one hand, query languages for TIMs have been researched extensively, including Traceability Query Language (TQL) [4], Visual Trace Modeling Language (VTML) [5], and Traceability Representation Language (TRL) [14]. On the other hand, traceability tools mostly offer a predefined set of evaluations, often with simple tree or matrix views, e.g., [15]. Hence, especially company- or project-specific information regarding software quality and project progress cannot be retrieved and remains unused.

Our approach integrates both fields of research using a textual DSL [16] that is focused on describing customized rule, metric and query expressions. In contrast to the Traceability Metamodeling Language [17] defining a domain-specific configuration of traceable artifacts, our work builds on a model regarding the specification of type-safe expressions and for deriving the scope of available elements from concrete TIM instances.

### III. AN INTEGRATED TRACEABILITY ANALYSIS LANGUAGE

#### A. Scenarios for Traceability Analyses

The capabilities of the TAL will be demonstrated by defining analyses from the categories of coverage, impact and consistency analysis as introduced by the A-SPICE standard [18]. In addition to these rather static analyses, there are also traceability analyses focusing on data mining techniques as introduced by [12]. Even though some of these could be defined using the introduced domain-specific language, they remain out of scope of this paper.

The first scenario focuses on measuring the impact of the alteration of one or more artifacts on the whole system [19]. Recent research has shown that artifacts with a high number of trace links are more likely to cause bugs when they are changed [6]. Moreover, the impact analysis can be a good basis for the estimation of the costs of changing a certain part of the software. This estimation then not only includes the costs of implementing the change itself, but also the effort needed to adjust and test the dependent components [20].

The second scenario appears to be the most common, since many TIM analyses are concerned with verifying that a certain path and subsequently a particular coverage is given, e.g., “are all requirements covered by a test case” or “have all test cases a link to a positive test result” [3]. In addition to verifying that

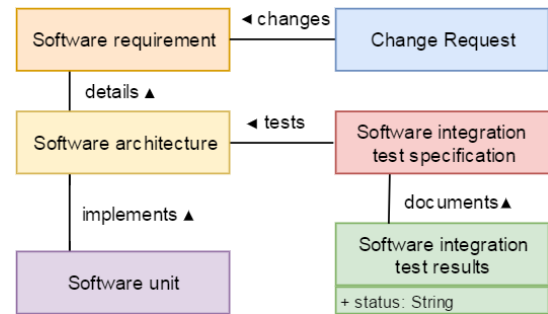


Figure 1. Traceability Information Configuration Model.

certain paths are available within a TIM, coverage metrics are mostly concerned with the identification of missing paths [9].

The third use case describes the consistency between traceable artifacts. Besides ensuring that all requirements are implemented, consistency analyses should also ensure that there are no unrequested changes to the implementation [21]. Consistency is generally required between all artifacts within a TIM in accordance to the Traceability Information Configuration Model (TICM), so that all required trace links for the traced artifacts are available [18].

Figure 1 shows a simplified TICM based on the A-SPICE standard [18] that defines the traceable artifact types *Change Request*, *Software Requirement*, *Software Architecture*, *Software Unit*, *Software Integration Test Specification*, and *Software Integration Test Result*. Also, the link types *changes*, *details*, *implements*, *tests*, and *documents* are specified by the configuration model. The arrowheads in Figure 1 represent the primary trace link direction, however, trace links can be traversed in both directions [22]. The traceable artifact *Software Integration Test Result* also defines a customizable attribute called “status” that holds the actual result.

Considering the triad of economic, technical, and social problem space, the flexibility to adapt to existing work practices increases the productivity of a traceability solution [23]. Therefore, configuration models provide the abstract description of traced artifact types in a company context. A TIM captures the concrete artifact representations and their relationships according to such a TICM and constitutes the basis for the analyses (cf. Section III-B).

Figure 2 shows a traceability information model based on the sample TICM described above. The TIM contains multiple instances of the classes defined in the TICM that can be understood as proxies of the original artifacts. Those artifacts may be of different format, e.g., Word, Excel or Class files. Within the traceability software, adapters can be configured to parse an artifact’s content and create a traceable proxy object in accordance to the TICM. In addition, the underlying traceability software product offers the possibility to enhance the proxy objects with customizable attributes. The *Software Integration Test Result* from Figure 1, for example, holds the actual result of the test case in the customizable attribute “status”.

1) *Impact Analysis*: The impact analysis shown in Figure 3 checks the number of related requirements (NRR) [6] starting from every *Change Request* by using the aggregated results of a metric expression which is based on a query. The analysis begins after the *rule* keyword that is followed by an arbitrary name. The right hand side of the equation specifies the severity

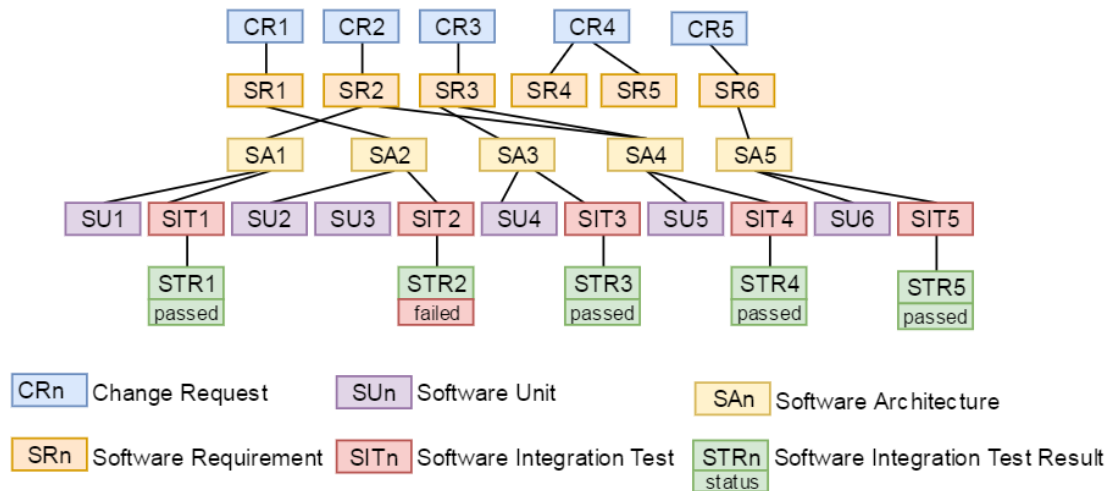


Figure 2. Sample Traceability Information Model.

of breaking the rule stated in the parentheses. In this case, a rule breach will lead to a warning message with the text in quotation marks. The most important part of the analysis is the comparison part that specifies the threshold which in this case, is a number of related requirements greater than 2. If the metrics' value is greater, the warning message will be returned as a result of the analysis.

```
result relatedReqs =
  tracesFrom Software Requirement to Software Requirement
  collect(start.name -> srcRequirement,
    end.name -> trgRequirement)
metric NRR = count(relatedReqs.srcRequirement)
rule NRRWarning = warnIf(NRR>2, "A high number of related
  software requirements could provoke errors.")
```

Figure 3. Metric: Number of related requirements (NRR).

The second component of the TAL expression is the metric expression that in this case, counts the related requirements. Each metric is introduced by the keyword *metric*, again followed by an arbitrary name which is used to reference a metric either from another metric or from a rule as shown in Figure 3. The expression uses the *count* function to compute the number of related requirements. The *count* function takes a column reference to count all rows that have the same value in the given column. In the metric expression shown above, all traces from one *Software Requirement* to a *Software Requirement* have the name of the source *Software Requirement* in their first column, so that the *count* function will count all traces per *Software Requirement*. As shown in Table I, the result of the metric evaluation is a tabular data structure with always two columns. The first holds the source artifact and the second column holds the evaluated metric value. For the given example, the first column holds the name of each *Software Requirement* and the second column contains the evaluated number of directly and indirectly referenced *Software Requirements*.

Finally, the metric is based on a query expression that is used to retrieve information from the underlying TIM. The *tracesFrom... to...* function returns all paths between source and target artifact passed into the function as parameters. In comparison to expressing this statement in other query languages such as Structured Query Language (SQL), no knowledge about the potential paths between the source and

TABLE I. NRR METRIC: TABULAR RESULT STRUCTURE.

Software Requirement	NRR
SR1	1
SR2	2
SR3	2
SR4	2
SR5	1

target artifacts in the TIM is needed.

Figure 3 shows that the columns of the tabular result structure are defined in the brackets after the keyword *collect*. In the first column the name of the *Software Requirement* of each path is given and in the second column the name of each target *Software Requirement* is given. Both columns can contain the same artifacts multiple times, but the combination of each target with each source artifact is only contained once.

2) *Coverage Analysis*: Figure 4 shows a coverage analysis that is concerned with the number of related test case results per software requirement. In contrast to the analysis shown in Figure 3, it introduces two new concepts. First, the analysis is

```
result tracesSwReqToTestResult =
  tracesFrom Software Requirement
  to Software Integration Test Result
  collect(start.name-> name, count(1)-> tcrcs)
  where(end.status = "passed")
  groupBy(name)
rule lowTC = warnIf(tracesSwReqToTestResult.tcrs < 2,
  "Low number of test results!")
rule noTC = errorIf(tracesSwReqToTestResult.tcrs < 1,
  "No test results found!")
```

Figure 4. Software Requirement Test Result Coverage Analysis.

not dependent on a metric expression, but directly bound to a query result. Since metric and query expression results are returned in the same tabular structure, rules can be applied to both. Second, the analysis shown in Figure 4 demonstrates the concept of a staggered analysis, i.e., one column or metric is referenced once from a warning and error rule, respectively. The rule interpreter will recognize this construct and will return the analysis result with the highest severity, e.g., when the error rule applies, the warning rule message is omitted. The rules shown above ensure that the test of each *Software Requirement*

is documented by at least one test result. However, to fulfill the rule completely, each *Software Requirement* should be covered by two *Software Integration Tests* and subsequently two *Software Integration Test Results*.

TABLE II. COVERAGE ANALYSIS: TABULAR RESULT STRUCTURE.

<i>Software Requirement</i>	<i>Analysis Result</i>
SR1	No test results found!
SR2	Ok
SR3	Ok
SR4	No test results found!
SR5	No test results found!
SR6	Low number of test results!

Table II shows the result of the staggered analysis. The test coverage analysis returns an “Ok” message for two of the six *Software Requirements*, while one is marked with a warning message and the remaining three caused an error message.

The query expressions result is limited to *Software Integration Test Results* with status “passed” by evaluating the customizable attribute “status” using a *where* clause. Since the query language offers some functions to do basic aggregation, it is possible to bypass metric expressions in this case. In Figure 4 the aggregation is done by the *groupBy* and the *count* function. The second column specifies an aggregation function that counts all entries in a given column per row based on the column name passed as parameter. In general, the result of this function will be 1 per row since there is only one value per row and column but in combination with the “groupBy” function the number of aggregated values per cell is computed. The resulting tabular structure contains one row per *Software Requirement* with the respective name and the cumulated number of traces to different *Software Integration Test Results* as columns.

3) *Consistency Analysis*: The following will show two consistency analysis samples to verify that all *Software Requirements* are linked to at least one *Software Unit* and vice versa. Figure 5 shows a consistency analysis composed of a rule and

```
result consistetSrcTrgt =
  tracesFrom Software Requirement to Software Unit
  collect(start.name ->name, count(1)-> targets)
  groupBy(name)
rule notCoveredError = errorIf(swUnits<1, "The software
  requirement is not implemented.")
```

Figure 5. Consistency Analysis.

a query expression. The rule *notCoveredError* returns an error message if the number of traces between *Software Requirements* and *Software Units* is smaller than one which means that the particular *Software Requirements* is not implemented.

TABLE III. CONSISTENCY ANALYSIS: SOFTWARE REQUIREMENT IMPLEMENTATION.

<i>Name</i>	<i>Analysis Result</i>
SR1	Ok
SR2	Ok
SR3	Ok
SR4	The Software Requirement is not implemented!
SR5	The Software Requirement is not implemented!
SR6	Ok

Table III shows the result of the analysis as defined in Figure 5. For “SR4” and “SR5” there is no trace to a *Software Unit* so that the analysis marks these two with an error message.

To verify that all implemented *Software Units* are requested by a *Software Requirement*, the query can easily be altered by switching the parameters of the “tracesFrom... to...” function and by changing the error message. Table IV shows the result of the altered analysis revealing that “SU3” despite all others has not been requested.

TABLE IV. CONSISTENCY ANALYSIS: SOFTWARE UNIT REQUESTED.

<i>Name</i>	<i>Analysis Result</i>
SU1	Ok
SU2	Ok
SU3	The Software Requirement has not been requested!
SU4	Ok
SU5	Ok
SU6	Ok

These examples show that the language offers extensive support for retrieving and aggregating information in TIMs. The following sections will demonstrate how the TAL integrates with the traceability solution it is build upon, and how the different parts of the language are defined.

## B. Composition of the Traceability Analysis Language

1) *Modeling Layers*: Figure 6 shows the integration between the different model layers referred to in this paper, starting from the *Eclipse Ecore Model* as shared meta meta model [24]. The Xtext framework which is used to define the analysis language generates an instance of this model [25] to represent the *Analysis Language Meta Model* (ALMM). Individual queries, metrics, and rules are specified within a concrete instance, the *Analysis Language Model* (ALM), using the created domain-specific language. An interpreter was implemented using Xtend, a Java extension developed as part of the Xtext framework and specially designed to navigate and interact with the analysis language’s Eclipse Ecore models [26].

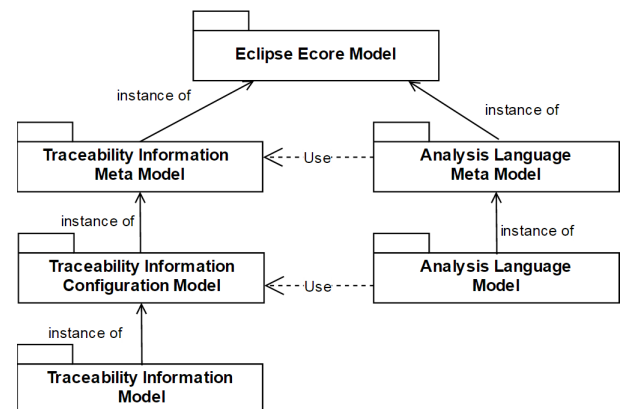


Figure 6. Conceptual Integration of Model Layers.

Likewise, the *Traceability Information Model* used in this paper contains the actual traceability information, for example the concrete software requirement *SR1*. It is again an instance of a formal abstract description, the so called *TICM*. The *TICM* describes traceable artifact types, e.g., *Software Requirement* or *Software Architecture*, and the available link types, e.g., *details*. This model itself is based on a proprietary *Traceability Information Meta Model* (TIMM) defining the basic traceability constructs such as an artifact type and link type. To structure the DSL, the TAL itself is hierarchically subdivided into three components, namely rule, metric, and query expressions.



2) *Rule Grammar*: Since a query result or a metric value alone delivers few insights into the quality or the progress of a project, rule expressions are the main part of the TAL. Only by comparing the metric value to a pre-defined threshold or another metrics' value information is exposed. The grammar contains rules for standard comparison operations which are *equal*, *not equal*, *greater than*, *smaller than*, *greater or equals*, and *smaller or equals*. A rule expression can either return a warning or an error result after executing the comparison including an individual message. Since query and metrics result descriptions implement the same tabular result interface, rules can be applied to both. Accordingly, the result of an evaluated rule expression is also stored using the same tabular interface.

```
WarnIf = ID '=' 'warnIf(' RuleBody ');
RuleBody = (MetricDefinition | ResultDeclaration '.' Column)
Operator RuleAtomic ',' MESSAGE;
```

Figure 7. Rule Grammar.

The *RuleBody* rule shown in Figure 7 is the central part of the rule grammar. On the left side of the *Operator* a metric expression or a column from a query expression result can be referenced. The next part of the rule is the comparison *Operator* followed by a *RuleAtomic* value to compare the expression to. The *RuleAtomic* value is either a constant number or a reference to another metrics expression.

3) *Metrics Grammar*: Complimentary to recent research that focuses on specific traceability metrics and their meaningfulness [6], the approach described in this paper allows for the definition of individual metrics. An extended Backus-Naur form (EBNF)-like Xtext grammar defines the available features including arithmetic operations, operator precedence using parentheses, and the integration of query expressions. The metrics grammar of the TAL itself has two main components. One is the *ResultDeclaration* that encapsulates the result of a previously specified query. The other is an arbitrary number of metrics definitions that may aggregate query results or other metrics recursively.

```
MetricDefinition = 'metric' ID '=' MetricExpression;
MetricExpression = Term { ('+' | '-') Term };
Term = Factor { ('*' | '/') Factor };
Factor = SumFunction | CountFunction | LengthFunction |
DOUBLE | ColumnSelection | MetricDefinition | '('
MetricExpression ')';
```

Figure 8. Grammar rules for metrics expressions.

Figure 8 shows a part of the metric grammar defining the support for the basic four arithmetic operations as well as the correct use of parentheses. Since the corresponding parser generated by Another Tool for Language Recognition (ANTLR) works top-down, the grammar must not be left recursive [27]. First, the rule *Factor* allows for the usage of constant double values. Second, metric expressions can contain pre-defined functions such as sum, length, or count to be applied to the results of a query. Due to a lack of space, their grammar rules are not elaborated further. Third, columns from the result of a query can be referenced so that metric expressions per query expression result row can be computed. Finally, metric expressions can refer to other metric expressions to further aggregate already accumulated values. Thereby, interpreting metric expressions can be modularized to reuse intermediate metrics and to ensure maintainability.

The metrics grammar as part of the TAL defines arithmetic operations that aggregate the results of an interpreted query expression. The combination of a configurable query expressions with configurable metric definitions allows users to define their individual metrics.

4) *Query Grammar*: The analyses defined using metric and rule expressions depend on the result of a query that retrieves the raw data from the underlying TIM. Although there are many existing query languages available, a proprietary implementation is currently used because of three reasons.

First, the query language should reuse the types from TICM to enable live validation of analyses even before they are executed. The Xtext-based implementation offers easy mechanisms to satisfy this requirement, while others such as SQL are evaluated only at runtime. Second, some of the existing query languages such as SQL or Language Integrated Query (LINQ) are too verbose (cf. Figure 9) or do not offer predefined functions to query graphs. Finally, other languages such as SEMMLE QL [28] or RASCAL [29] are focused on source code analyses and do not interact well with Eclipse Modeling Framework (EMF) models.

The formal description of the syntax of a query is quite lengthy and out of scope of this paper, where we focus on the metrics and rules language. From the example in Section III, the reader gets an idea, how a query looks like. The query expressions offer a powerful and well-integrated mechanism to retrieve information from a given TIM. Especially, the integration with the traceability information configuration model enables the reuse of already known terms such as the trace artifact type names. Furthermore, complex graph traversals are completely hidden from the user who only specifies the traceable source and target artifact based on the TICM. For example, the concise query of Figure 4 already requires a complex statement when expressed in SQL syntax (cf. Figure 9).

```
SELECT r.name, count(u.id) AS tcers
FROM SwRequirement r
INNER JOIN SwRequirement_SwArchitecture ra ON r.id=ra.r_id
INNER JOIN SwArchitecture a ON ra.a_id=a.id
INNER JOIN SwArchitecture_SwIntegrationTest ai
ON a.id=ai.a_id
INNER JOIN SwIntegrationTest i ON ai.i_id=i.id
INNER JOIN SwIntegrationTest_SwIntegrationTestResult it
ON i.id=it.i_id
INNER JOIN SwIntegrationTestResult t ON it.t_id=t.id
WHERE t.status='passed'
GROUP BY r.name;
```

Figure 9. SQL equivalent to query of Figure 4.

## IV. DISCUSSION

### A. Eclipse Integration and Performance

To demonstrate the feasibility of the designed TAL and perform flexible evaluations of traceability information models, a prototype was developed. The analysis language is based on the aforementioned Xtext framework and integrated in the integrated development environment Eclipse using its plug-in mechanism [30]. The introduced interpreter evaluates rule, metric, and query expressions whenever the respective expression is modified and saved in the editor.

Currently, both components are tentatively integrated in a software solution that envisages a commercial application. Therefore, the analysis language is configured to utilize a proprietary TIMM from which traceability information configuration models and concrete TIMs are defined. At runtime, the

expression editor triggers the interpreter to request the current TIM from the underlying software solution and subsequently perform the given analysis. Within our implementation, traceable artifacts from custom traceability information configuration models as shown in Figure 1 can be used for query, metrics, and rule definitions. Due to an efficient implementation used by the *tracesFrom... to...* function, analysis are re-executed immediately when an analysis is saved or can be triggered from a menu entry. The efficiency of the depth-first algorithm implementation was verified by interpreting expressions using TIMs ranging from 1,000 to 50,000 artificially created traceable artifacts. The underlying TICM was build according to the traceable artifact definitions of the A-SPICE standard [18].

TABLE V. DURATION OF TAL EVALUATION.

Artifacts	Start Artifacts	Duration (in s)
1,000	300	0.012
8,000	1,500	0.1
50,000	8,500	2.2

Table V shows the duration for interpreting the analysis expression from Figure 4 against TIMs of different sizes. The first column shows the overall number of traceable artifacts and links in the TIM. The second column gives the number of start artifacts for the depth-first algorithm implementation, i.e., the number of *Software Requirements* for the exemplary analysis expression. The third column contains the execution time on an Intel Core i7-4700MQ processor at 2.4 GHz and 16 GB RAM. As shown, executing expressions can be done efficiently even for large size models, sufficient for real-world applications to regular reporting and ad hoc analysis purposes.

### B. Applying the Analysis Language

Defining and evaluating analysis statements with the prototypical implementation has shown that the approach is feasible to collect metrics for different kinds of traceability projects. The most basic metric expression reads like *the proportion of artifacts of type A that have no trace to artifacts of type B*. Some generic scenarios focused on impact, coverage, and consistency analyses have been exemplified in Section III-A. However, there are more specific metrics that are applicable and reasonable for a particular industry sector, a specific project organization, or a certain development process.

Industry-specific metrics, e.g., in the banking sector, could focus on the impact of a certain change request regarding coordination and test effort estimation. Project-specific management rules may for instance highlight components causing a high number of reported defects to indicate where to perform quality measures, e.g., code reviews. Moreover, the current progress of a software development project can be exposed by defining a staggered analysis relating design phase artifacts (e.g., *Software Requirements* that are not linked to a *Software Architecture*) and implementation artifacts (e.g., *Software Architectures* without trace to a *Software Unit*) in relation to the overall number of *Software Requirements*. Analysis expressions could also be specific to the software development process. In agile projects for example the velocity of an iteration could be combined with the number of bugs related to the delivered functionality. Thereby, it could be determined whether the number of bugs correlates with the scope of delivered functionality. These use cases emphasize the flexibility of the analysis language — in

combination with an adaptable configuration model — for applying traceability analyses to a variety of domains, not necessarily bound to programming or software development in general. For example, a TIM for an academic paper may define traceable artifacts such as *authors*, *chapters*, and *references*. An analysis on such a paper could find all papers that cite a certain author or the average number of citations per chapter. It is therefore possible to execute analyses on other domains with graph-based structures that can benefit from traceability information.

Besides theoretical usage scenarios for the TAL, first experiences in real-world projects were gained with an automotive company. The Traceability Analysis Language was used in five projects with TIMs ranging from 30,000 to 80,000 traceable artifacts defined in accordance to the Automotive SPICE standard. For all five projects, a predefined analysis was created to compute the test coverage of each system requirement. A system requirement is considered fully tested when all linked system and software requirements have a test case with a positive test result linked (cf. Section III-A2). The execution time of the analysis in the real world projects confirmed the results from the artificial sample explained in Table V. The predefined analysis has replaced a complex SQL statement that included seven joins to follow the links through the traceability information model. Because the *tracesFrom... to...* function encapsulates the graph traversal, the TAL analysis is also more resilient to changes of the traceability configuration model.

### C. Limitations

The approach presented in this paper is bound to limitations regarding both technical and organizational aspects. Regarding the impact of the developed DSL on software quality management practices, first investigations have taken place, however, more are needed to draw sustainable conclusions.

Using the TAL in industry projects has shown the need for additional analysis capabilities. One main requirement is to evaluate how much of an expected trace path is available in a certain TIM. If there is no complete path from a *System Requirement* to a *Software Integration Test Result*, it would be beneficial to show partial matches, for instance if there is no *Software Integration Test Result* or if there is no *Software Integration Test Specification* at all. Extending the result of an analysis in accordance to this requirement would enhance the information about the progress of a project.

From a language user perspective, the big advantage of being free to configure any query, metric or rule expression is also a challenge. A language user has to be aware of the traceable artifacts and links in the TIM and how this trace information could be connected to extract reasonable measures. Moreover, the context-dependent choice of suitable metrics in terms of type, number, and thresholds is subject to further research. These limitations do not impede the value of our work, though. In fact, in combination with the discussed application scenarios they provide the foundation for our future work.

## V. CONCLUSION

This work describes a textual domain-specific language to analyze existing traceability information models. The TAL is divided into query, metric, and rule parts that are all implemented with the state-of-the-art framework Xtext. The introduced approach goes beyond existing tool support for

querying traceability information models. By closing the gap between information retrieval, metric definition, and result evaluation, the analysis capabilities are solid ground for project- or company-specific metrics. Since the proposed analysis language reuses the artifact type names from the traceability information configuration model, the expressions are defined using well known terms. In addition to reusing such terms, the editor proposes possible language statements at the current cursor position while writing analysis expressions. Utilizing this feature could lower the initial effort for defining analysis expressions and could result in faster evolving traceability information models.

On the one hand, the introduced approach is based on an Eclipse Ecore model and is thereby completely independent of the specific type of traced artifacts. On the other hand, it is well integrated into an existing TICM and IDE using Xtext and the Eclipse platform. All parts of the TAL are fully configurable regarding analysis expression, limit thresholds, and query statements in an integrated approach to close the gap between *querying* and *analyzing* traceability information models. Subsequently, measures for traceability information models can be specific to a certain industry sector, a company, a project or even a role within a project. The scenarios described in section III-A propose areas in which configurable analyses provide benefits for project managers, quality managers, and developers. Using the implemented interpreter for real-time execution of expressions, first project experiences within the automotive industry have shown that the TAL analyses are evaluated efficiently and are more resilient than other approaches, e.g., SQL-based analyses.

Future work could focus on further assessing the applicability in real world projects and defining a structured process to identify reasonable metrics for a specific setting. Such a process might not only support sophisticated traceability analyses but could also propose industry-proven metrics and thresholds. Some advanced features such as metrics comparisons over time using TIM snapshots to further enhance the analysis are yet to be implemented. In addition to evaluating the metrics against static values, future work might also focus on utilizing statistical methods from the data mining field. Classification algorithms or association rules for example could be used to find patterns in traceability information models and thus gain additional insights from large-scale TIMs.

## REFERENCES

- [1] O. C. Z. Gotel and C. W. Finkelstein, "An analysis of the requirements traceability problem," in Proceedings of IEEE International Conference on Requirements Engineering, 1994, pp. 94–101.
- [2] J. Cleland-Huang, O. Gotel, J. Huffman Hayes, P. Mäder, and A. Zisman, "Software traceability: Trends and future directions," in Proceedings of the on Future of Software Engineering. ACM, 2014, pp. 55–69.
- [3] E. Bouillon, P. Mäder, and I. Philippow, "A survey on usage scenarios for requirements traceability in practice," in Requirements Engineering: Foundation for Software Quality. Springer, 2013, pp. 158–173.
- [4] J. I. Maletic and M. L. Collard, "Tql: A query language to support traceability," in ICSE Workshop on Traceability in Emerging Forms of Software Engineering, 2009, pp. 16–20.
- [5] P. Mäder and J. Cleland-Huang, "A visual language for modeling and executing traceability queries," Software and Systems Modeling, vol. 12, no. 3, 2013, pp. 537–553.
- [6] P. Rempel and P. Mäder, "Estimating the implementation risk of requirements in agile software development projects with traceability metrics," in Requirements Engineering: Foundation for Software Quality. Springer, 2015, pp. 81–97.
- [7] M. Völter, DSL engineering: Designing, implementing and using domain-specific languages. CreateSpace Independent Publishing Platform, 2013.
- [8] J. Cleland-Huang, M. Heimdahl, J. Huffman Hayes, R. Lutz, and P. Maeder, "Trace queries for safety requirements in high assurance systems," LNCS, vol. 7195, 2012, pp. 179–193.
- [9] P. Mader, O. Gotel, and I. Philippow, "Getting back to basics: Promoting the use of a traceability information model in practice," 7th Intl. Workshop on Traceability in Emerging Forms of Software Engineering, 2013, pp. 21–25.
- [10] A. Graf, N. Sasidharan, and Ö. Gürsoy, "Requirements, traceability and dsls in eclipse with the requirements interchange format (reqif)," in Second International Conference on Complex Systems Design & Management. Springer, 2012, pp. 187–199.
- [11] P. Mäder and A. Egyed, "Do developers benefit from requirements traceability when evolving and maintaining a software system?" Empirical Softw. Eng., vol. 20, no. 2, 2015, pp. 413–441.
- [12] A. Begel and T. Zimmermann, "Analyze this! 145 questions for data scientists in software engineering," in 36th International Conference on Software Engineering. ACM, 2014, pp. 12–23.
- [13] N. Anquetil et al., "A model-driven traceability framework for software product lines," Software & Systems Modeling, vol. 9, no. 4, 2010, pp. 427–451.
- [14] A. Marques, F. Ramalho, and W. L. Andrade, "Trl: A traceability representation language," in Proceedings of the 30th Annual ACM Symposium on Applied Computing. ACM, 2015, pp. 1358–1363.
- [15] H. Schwarz, Universal traceability. Logos Verlag Berlin, 2012.
- [16] M. Mernik, J. Heering, and A. M. Sloane, "When and how to develop domain-specific languages," ACM Comput. Surv., vol. 37, no. 4, 2005, pp. 316–344.
- [17] N. Drivalos, D. S. Kolovos, R. F. Paige, and K. J. Fernandes, "Engineering a dsl for software traceability," in Software Language Engineering. Springer, 2009, vol. 5452, pp. 151–167.
- [18] Automotive Special Interest Group, "Automotive spice process reference model," 2015, URL: [http://automotivespice.com/fileadmin/software-download/Automotive\\_SPICE\\_PAM\\_30.pdf](http://automotivespice.com/fileadmin/software-download/Automotive_SPICE_PAM_30.pdf) [retrieved: 1.3.2017].
- [19] R. S. Arnold and S. A. Bohner, "Impact analysis-towards a framework for comparison," in ICSM, vol. 93, 1993, pp. 292–301.
- [20] C. Ingram and S. Riddle, "Cost-benefits of traceability," in Software and Systems Traceability, J. Cleland-Huang, O. Gotel, and A. Zisman, Eds. Springer London, 2012, pp. 23–42.
- [21] N. Kecici, J. Garbajosa, and P. Bourque, "Modeling functional requirements to support traceability analysis," in 2006 IEEE International Symposium on Industrial Electronics, vol. 4, 2006, pp. 3305–3310.
- [22] J. Cleland-Huang, O. Gotel, and A. Zisman, Eds., Software and Systems Traceability. Springer London, 2012.
- [23] H. U. Asuncion, F. François, and R. N. Taylor, "An end-to-end industrial software traceability tool," in 6th Joint Meeting of the European Software Engineering Conference and the ACM SIGSOFT Symposium on The Foundations of Software Engineering. ACM, 2007, pp. 115–124.
- [24] R. C. Gronback, Eclipse Modeling Project: A Domain-Specific Language (DSL) Toolkit, 1st ed. Addison-Wesley Professional, 2009.
- [25] The Eclipse Foundation, "Xtext documentation," 2017, URL: <https://eclipse.org/Xtext/documentation/> [retrieved: 1.3.2017].
- [26] —, "Xtend modernized java," 2017, URL: <http://eclipse.org/xtend/> [retrieved: 1.3.2017].
- [27] L. Bettini, Implementing domain-specific languages with Xtext and Xtend. Packt Pub, 2013.
- [28] M. Verbaere, E. Hajiyev, and O. d. Moor, "Improve software quality with SemmleCode: An eclipse plugin for semantic code search," in 22nd ACM SIGPLAN Conference on Object-oriented Programming Systems and Applications Companion. ACM, 2007, pp. 880–881.
- [29] P. Klint, T. van der Storm, and J. Vinju, "Rascal: A domain specific language for source code analysis and manipulation," in 9th IEEE International Working Conference on Source Code Analysis and Manipulation. IEEE Computer Society, 2009, pp. 168–177.
- [30] The Eclipse Foundation, "PDE/user guide," 2017, URL: [http://wiki.eclipse.org/PDE/User\\_Guide](http://wiki.eclipse.org/PDE/User_Guide) [retrieved: 1.3.2017].